







**01938 – SHOWER EXTENSION HOSE
PROLUNGA DOCCIA**



Manufacturer	CHINESPORT S.P.A. , Via Croazia, 2-33100 Udine, Italia. Phone. +39 0432 621 621 – Fax +39 0432 621 620 – website: www.chinesport.com The company produces according to UNI EN ISO 13485:2012
Intended use and equipment description	Flexible, 6 m hose complete with button-operated shower head and tap adapter. Used for cleaning and hygiene of bedridden patients.
Composition	Plastics.
Storage	In case of storage the following ambient conditions must be respected: - relative humidity 10% / 90 %; - temperature -10°C / +50°C.
Special warning and use restrictions	These devices must not be used: <ul style="list-style-type: none"> • without making all the settings required and recommended setups. • when use is not advisable or causes the patient serious discomfort. • if the original product has been tampered with and/or modified • when set incorrectly or when there is any suspicion that it may harm the patient
Collateral effects and contraindications	There is no collateral effects or contraindications during proper use. Use the device always in the proper way. The knowledge of this instruction manual is recommended.
Unpacking and mounting	Simply remove the device from the package. Never use cutters to open box to prevent damages. Properly dispose of the packaging. The carrier and the supplier must be immediately notified of any damage that may have occurred during transport. Damaged equipment cannot be used.
Installation and use	<p>Insert the seal with the correct size into the tap adapter (Fig. 1). Install the adapter over the tap and tighten it screwing the top red cylinder (Fig. 2). Push the quick lock to connect the hose to the adapter (Fig. 3) and then connect the the shower in the same way to the other quick lock. (Fig. 4 e 5). In order to unlock the quick lock, pull the the top red connector holding the connected component with the hand (Fig. 6).</p> <div style="display: flex; justify-content: space-around;"> <div style="text-align: center;">  <p>Fig. 1</p> </div> <div style="text-align: center;">  <p>Fig. 2</p> </div> <div style="text-align: center;">  <p>Fig. 3</p> </div> </div> <div style="display: flex; justify-content: space-around; margin-top: 10px;">    </div>

**01938 – SHOWER EXTENSION HOSE
PROLUNGA DOCCIA**



	<i>Fig. 4</i>	<i>Fig. 5</i>	<i>Fig. 6</i>
Maintenance	<p>Check the condition of the safety of the device after each situation of "rough treatment" (ex.: fall, heavy impacts, liquid spills, etc.) and any time you are unsure about the state security apparatus. Routine maintenance tasks are to be carried out at least once every 6 months. Keep the device constantly clean and check the status of the parts and the seals.</p>		
Cleaning	<p>Dust gently and in case of light stains pass the surface with a damp cloth or a neutral detergent, rinse with water without squeezing. Let dry avoiding direct exposure to the sunlight. The following instructions are recommended for small located and more obstinate stains (oil, fat, cosmetics, ink, coffee, liquor, chewing-gum etc.): dissolve immediately with clear ethylic alcohol diluted in water to 20%, dab and then treat with a neutral detergent solution. Rinse abundantly.</p>		
Disinfection	<p>For the disinfection of surfaces such as chassis, sky, hand control, etc. we recommend the use of disinfectants such as AMUCHINA® 10% or equivalent disinfectant with sodium hypochlorite 0.1%</p>		
Additional informations	<p>Please visit www.chinesport.com</p>		